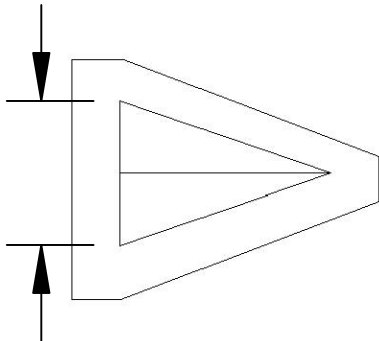



# RUTLAND GUTTER SUPPLY LLC

rutlandguttersupply@yahoo.com Ph: 407-859-1119 Fax: 407-859-1123

## DORMER ROOF VENT PYRAMID



PLAN VIEW

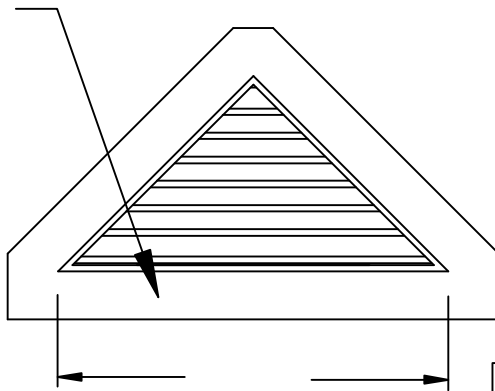


ISO VIEW

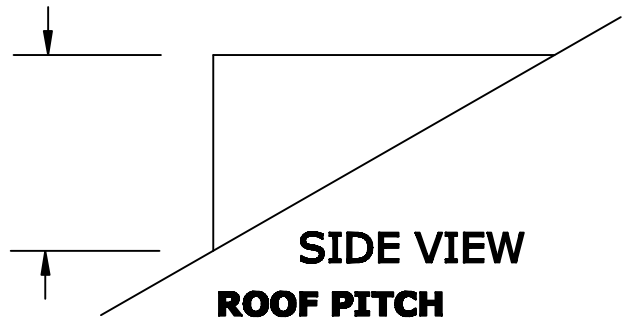
6" FLANGE  
TYPICAL



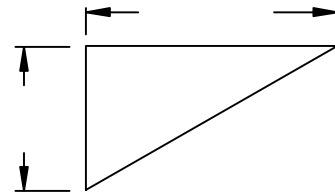
LOUVER  
SECTION  
VIEW



FRONT VIEW



SIDE VIEW  
ROOF PITCH



**To determine roof pitch:**  
Use a straight edge atleast 12" long,  
Put corner on roof, holding vertically  
level.

At the 12" point, measure down. This  
is your roof pitch.

EXAMPLE: 12"



**PLEASE FILL IN ALL MISSING  
DIMENSIONS INCLUDING  
MATERIAL & ROOF PITCH.  
THEN FAX BACKFOR A PRICE  
QUOTE.**

**\*\*Use 50sq. inch of free air per  
square foot of louver  
(HxW=square feet)\*\***

**Company:**

**Item:**

**Date:**

**Material:**

**Signature:**

**Notes:**

**CUSTOM ORDERS CAN NOT BE RETURNED**