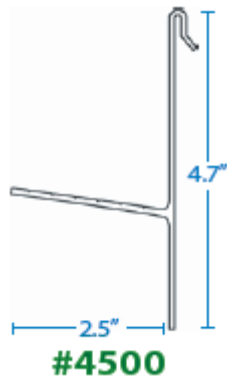


4500 Jumbo T-Wedge

A heavy duty T-Wedge for 6 and 7 inch K style gutter.

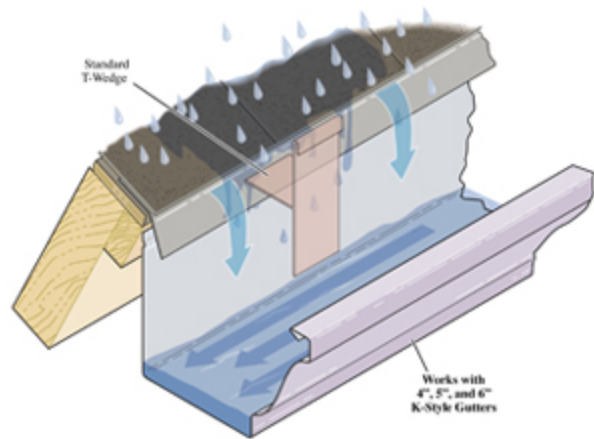
Information

4500 T-Wedge can support 6 or 7 inch gutters in any slanted or sloped application including crown molding, 1x2 trim board, etc. Uniquely designed for simple installation and is totally adjustable.



- Gives 100% support against rain, snow, and ice.
- Works with virtually all gutters.
- Keeps the gutters square and plum for years.
- For smaller applications use the [4400 T-Wedge](#).

.060 Wall thickness



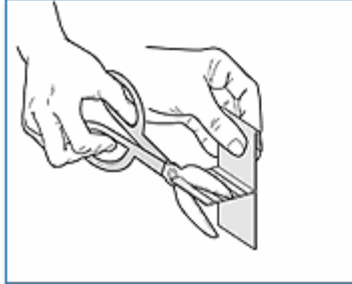
Color: Mill or White



Directions

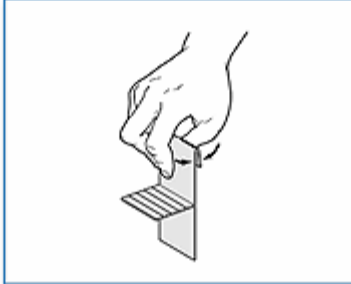
STEP 1

Clip wedges to fit desired angle.




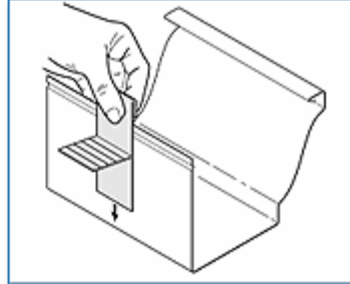
STEP 2

Squeeze hook portion of wedge to create snug fit.



STEP 3

To attach, push wedge down firmly onto back of gutter every 3'.



4500M	Jumbo T-Wedge-Mill	Jumbo T-Wedge (Mill Finish) - 500 pcs Box
4500W	Jumbo T-Wedge-White	Jumbo T-Wedge (White Finish) - 500 pcs Box